

Photochromic heteroaromatic thiofulgides and dimethoxybutanoic acid lactones

Matthew Badland, Alison Cleeves, Harry G. Heller,* David S. Hughes and Michael B. Hursthouse

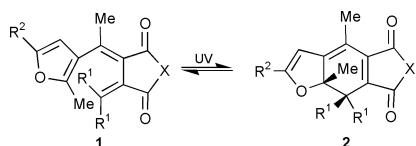
Chemistry Department, Cardiff University, PO Box 912, Cardiff, UK CF1 3TP

Received (in Cambridge, UK) 13th March 2000, Accepted 3rd July 2000

Published on the Web 3rd August 2000

Thiofulgides **1**, ($X = S$) cyclise on irradiation with UV light to form thermally stable photochromes **2**, ($X = S$) that absorb at much longer wavelengths than photochromes **2**, ($X = O$), formed from corresponding fulgides **1**, ($X = O$), reverse reactions occur on exposure to white light; photochromic thiofulgides are prepared by reaction of fulgides with sodium hydrosulfide in hot toluene and photochromic lactones **9** and **12** are prepared by reaction of fulgides with sodium hydrosulfide in cold methanol followed by cyclisation with a carbodiimide.

Photochromic heteroaromatic thiofulgides **1**, ($X = S$) are of special interest because their coloured forms **2**, ($X = S$) have the potential to show large bathochromic shifts of their long wavelength absorption bands compared to the coloured forms **2**, ($X = O$) from corresponding fulgides **1**, ($X = O$). (The effect of replacement of oxygen by sulfur can be seen in the ultraviolet spectra of thiomaleic anhydride² which shows λ_{\max} 230 nm compared to λ_{\max} 198 nm for maleic anhydride³.)



Previous attempts to synthesise photochromic heteroaromatic thiofulgides by methods used for the preparation of acetic,⁴ succinic,⁵ phthalic,⁶ and dibenzylidenesuccinic thioanhydrides⁷ were unsuccessful.

We find that (*Z*)-thiofulgides, (*Z*)-4-dicyclopropylmethylene[1-(2,5-dimethyl-3-furyl) and (2-methyl-5-phenyl-3-furyl)-ethylidene]thiosuccinic anhydrides **6a** and **6b** can be prepared

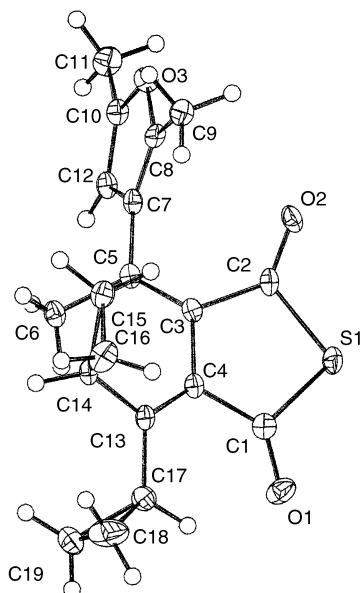


Fig. 1 The X-ray structure of (*Z*)-thiofulgide **6a**.

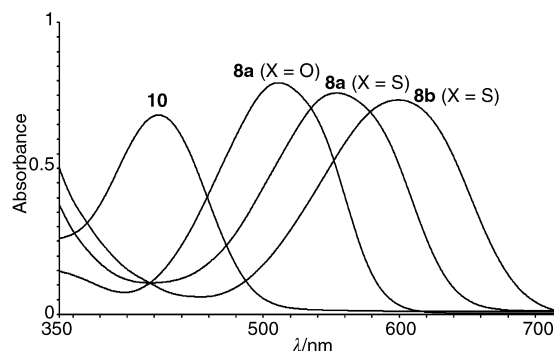
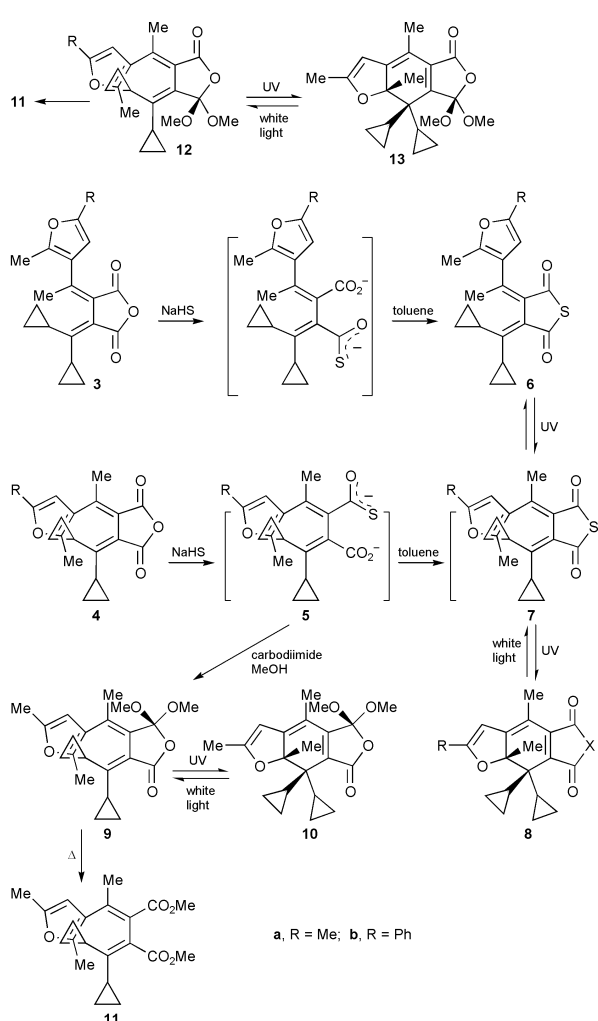


Fig. 2 The spectra of compounds **10**, **8a** ($X = O$), **8a** ($X = S$), and **8b** ($X = S$) (λ_{\max} 424, 511, 544, and 599 nm respectively) obtained after irradiation at 366 nm of compounds **9**, **4a**, **6a** ($X = S$) and **6b** ($X = S$) (1×10^{-4} molar solutions in toluene) to the photostationary state, illustrating the major colour changes which can be achieved by molecular tailoring.



by boiling (4 h) (*Z*)-fulgides **3a** and **3b** (1 g) in toluene with 2–3 eq. of yellow sodium hydrosulfide (Aldrich). They were obtained as yellow crystals, mp 133 and 147–8 °C respectively, after purification by column chromatography and crystallisation from dichloromethane and petroleum. Seven photochromic thiofulgides have been prepared in yields of ca. 35% by this general method. Yields depend on the quality of sodium hydrosulfide, which deteriorates with time.

The structure and stereochemistry of (*Z*)-thiofulgide **6a** was established by X-ray crystallographic analysis† (Fig. 1).

On irradiation (366 nm), (*Z*)-thiofulgides **6a** and **6b** in toluene isomerised to (*E*)-thiofulgides **7a** and **7b** which cyclised to thermally stable purple and blue photochromes **8a** (X = S) and **8b** (X = S), showing bathochromic shifts (40 and 60 nm) of the maxima of their long wavelength absorption bands compared to the red and magenta photochromes **8a** (X = O) and **8b** (X = O) (Fig. 2). On exposure to white light, photochromes **8a** (X = S) and **8b** (X = S) ring opened to pale yellow (*E*)-thiofulgides **7a** and **7b**. Quantum efficiencies for colouring (ϕ_c) at 366 nm for (*E*)-thiofulgides in toluene were less than for corresponding (*E*)-fulgides. ϕ_c for thiofulgide **1** ($R^1 = R^2 = \text{Me}$, X = S) was 9% compared to 20% for fulgide **1** ($R^1 = R^2 = \text{Me}$, X = O). Preliminary studies indicate that bleaching efficiencies and photochemical fatigue of the photochromes of thiofulgides were comparable to those of photochromes of the corresponding fulgides.

When (*E*)-fulgide **4a** was stirred with sodium hydrosulfide in MeOH at room temperature, the salt of thioacid **5** was formed which after treatment with 1-ethyl-3-(dimethylamino)propylcarbodiimide HCl, reacted with methanol to give **9** (colourless crystals, mp 168–9 °C, 33% yield). On irradiation (366 nm), lactone **9** in toluene cyclised to the thermally stable bright intensely coloured yellow photochrome **10** which underwent the reverse reaction on exposure to white light.

(*Z*)-Fulgide **3** gave the colourless lactone **12** in 31% yield in an analogous reaction which cyclised to the pale yellow photochrome **13** on irradiation at 366 nm.

Lactones **9** and **12** were converted quantitatively into **11** on boiling with sodium hydrosulfide in MeOH, exemplifying a convenient method of preparing dimethyl esters from anhydrides. All new compounds were fully characterised.

We thank PPG Industries, Pittsburgh, USA and the Brite Euram Syladec programme for grants to MB and AC respectively and financial support for this programme, and EPSRC for support for the X-ray crystallographic work.

Notes and references

† *Crystal data for 6a*: C₁₉H₂₀O₃S, *M* = 328.4, monoclinic, space group *P*2(1)/*n*, *a* = 10.773(2), *b* = 7.861(2), *c* = 19.492(4) Å, β = 92.42(3)°, *V* = 1649.2(6) Å³, *T* = 150(2) K, *Z* = 4, *D*_c = 1.323 g cm⁻³, *R*₁ = 0.0686, *wR*₂ = 0.1179 for all 2349 data and 211 parameters. Data were recorded using a FAST TV area detector diffractometer and Mo-K α radiation. CCDC 182/1709. See <http://www.rsc.org/suppdata/cc/b0/b002033h/> for crystallographic files in .cif format.

- 1 H. G. Heller, *CRC Handbook of Organic Photochemistry and Photobiology*, ISBN 0-8493-8634-9, Eds. W. M. Horspool and P.-S. Song, 1995, **13**, 173.
- 2 H.-D. Scharf and M. Verbeek, *Angew. Chem., Int. Ed. Engl.*, 1967, **6**, 874.
- 3 *DMS UV Atlas of Organic Compounds*, Butterworth, London, 1968, vol. 4. Library of Congress Catalog Card Number 66-21542.
- 4 W. A. Bonner, *J. Am. Chem. Soc.*, 1950, **72**, 4270.
- 5 P. Weselsky, *Chem. Ber.*, 1869, **2**, 518; H. L. Jakobsen, E. H. Larsen and S. O. Lawesson, *Tetrahedron*, 1963, 1867.
- 6 A. Reissert and H. Holle, *Chem. Ber.*, 1911, **44**, 3027.
- 7 P. A. Davidse and J. L. M. Dillen, *Heteroatom. Chem.*, 1990, **1**, 281.